

Background Notes for Parents

About the Theme – Universal Church

Dear Parent/Carer,

Throughout their education, your child is preparing to live and work in a changing, global society. In this topic, they will be learning about global justice issues, and put their faith into action in order to build a just and fair world. Each year group will learn about a different aspect of our **universal church**, through scripture, prayer, stories and a range of different activities.

Through the Universal Church topics children will explore key principles of Catholic Social Teaching:

The Dignity of the Human Person

God made each of us, which means each of us is very special. It is not important if you are tall or small, or happy or sad, or if you have many toys or no toys. What is important is that each of us is special because of God's love. And we must treat others in a caring way because they were made by God too.

We Are Called to Live as Family and Community

Jesus knows that people can only be happy if they have families and friends. He tells us that we can let these important people help us. He asks us to help them too.

Rights and Responsibilities

All of God's people need these things: food, work, clothes, a home, a school, and a doctor to help when they are sick. Every single person on earth needs these. Some people have what they need, but many people don't. Jesus wants the people who already have what they need to help these others. Jesus wants us to take care of this.

We Are Called to Stewardship

God made the earth and sky. God made all the people all over the world. God made the spiders and dogs and butterflies and tigers and pandas and all the other animals. God made the tulips, the trees, the tomatoes and all the plants. And, God tells us we must take good care of them. It is an important job.

An Option for the Poor and Vulnerable

You need food, water, a house, your school, a good doctor and a job for the grown-up who takes care of you. So does everybody else on the whole Earth. But there are many people who do not have these things. Jesus wants us to take extra good care of these people.

The Dignity and Rights of Workers

All people work in some way. Their work should be safe and helpful to them because God made them. By our work, we help ourselves and others, and we show our love to God.

Solidarity

All people are God's children. That makes us brothers and sisters. We are connected to each other. It is as if everyone in the world held hands! We can be very different from each other, but we are still one family—God's family.

Promotion of peace

When we fall out with our friends we must say sorry, try to put things right and then try to be even better friends. We must always try to live in peace and get on with everyone. This is not easy but Jesus wants us to keep on trying.

Overview

Key Vocabulary	<u>EARLY YEARS</u> <u>Our World</u> <u>UNIVERSAL CHURCH</u>
world wonder wonderful care love share work together play together	<p>Christians believe that life is God’s gift. All that makes up life – people, the earth, places, things – are part of that gift. We appreciate and wonder at the understanding that all life is a gift.</p> <p>Children will know and understand:</p> <ul style="list-style-type: none">• what we love and wonder about our world• God gave us this wonderful world <p>See Background Notes for Parents</p> <p>Week 1: Use the CAFOD Global A-Z slideshow, showing the whole alphabet https://comeandsee.cafod.org.uk/EYFS-resources#file-20794 to explore wonderful things in nature.(If there is no access to the internet you could use a book on nature or play ‘What wonderful thing in God’s world begins with the letter A?’ etc include animals, birds, flowers, nature)</p> <p>Talk about each picture then ask children to draw or write whatever they think is wonderful about our world on the heart templates and display them.</p> <p>Week 2: Two pictures and key questions to explore;- ‘God says, “Take care of my wonderful world”’ and ‘Girls looking after chickens’. Discuss how we look after God’s world and ask children to draw a poster showing how they can do that.</p> <p>Week 3: Look at the picture of Azmera from Ethiopia collecting water and ask the key questions. Talk about how water is a precious gift from God and we need to use it well and not waste it. Ask the children to think about all the different ways we use water at home. Ask children to write a prayer thanking God for the gift of water and illustrate it with the different ways we use water.</p> <p>Week 4: Look at the key vocabulary for this topic and use it to remember all we have learnt about God’s wonderful world. Celebrate with a simple Act of Worship.</p>

Early Years

In **EYFS** children learn about the gift of God's wonderful world.

All of the resources for this topic are available from the CAFOD website

<https://comeandsee.cafod.org.uk/>

This is free to access when you register with an email address. For those unable to access the PowerPoints there are information sheets and images below. Children may also like to explore KidzZone <https://cafod.org.uk/Education/Kidz-Zone>

Week 1: Use the CAFOD Global A-Z slideshow, showing the whole alphabet

<https://comeandsee.cafod.org.uk/EYFS-resources#file-20794> Click on a letter and read the slide.

Return to the homepage each time to choose the next letter. (If there is no access to the internet you could use a book on nature or play 'What wonderful thing in God's world begins with A, B' etc include animals, birds, flowers, nature). Talk about each picture.

Draw or write whatever you think is wonderful about our world on the heart templates (see below). Or you could use pictures cut out from magazines. Create a wonderwall of words and drawings adding any questions you wonder about.

Week 2: Look at the picture 'God says, "Take care of my world"' (see below) and ask the key questions. Look at the picture of the girls looking after the chickens. Discuss how we can take care of God's world – looking after a family pet, helping in the garden or watering flowerpots, picking up litter, not wasting water or electricity.

If you are able to access the CAFOD Interactive World Activity – God's wonderful world (see cafod.org.uk/comeandsee) children can print their own version of the activity to add to their wonderwall.





Draw a poster of how you can look after God's wonderful world.

Week 3: Look at the picture of Azmera from Ethiopia collecting water with her mother (see below) and ask the key questions. Explain that one of the wonderful things we praise God for is water. It is a precious gift from God and we need to use it well and not waste it. Talk about all the different ways we use water at home – for washing ourselves, our clothes, dishes, cleaning our teeth, cleaning the house, cooking, flushing the toilet, watering the garden, in our paddling pool if the weather is nice.

Write a little prayer thanking God for the gift of water and draw as many different uses as you can think of around it.

Week 4: Look at the key vocabulary for this topic and use it to remember all we have learnt about taking care of God's wonderful world. Celebrate with a simple Act of Worship (see below).

Week 1



Week 2

God said, "Take care of my world!"



- Q What can you see in the picture?
- Q Who is there?
- Q What else might be in the picture?
- Q What do you think the words mean?
- Q How can we take care of God's world?

Week 2



Photo credit: Paul Smith

Two girls holding chickens in Florencia, Colombia.

- Q What can you see in the picture?
- Q How are these girls taking care of God's wonderful world?
- Q How do you take care of God's world?

Week 3



Photo credit: Ataklti Mulu

Azmera, 4 years old, gets water with her mother in Biera village, North Ethiopia.

- Q What is Azmera doing?
- Q How is Azmera taking care of the world?
- Q How do we take care of the world?
- Q What does it mean to praise God?
- Q How can we work together to praise God's wonderful world?
- Q Why is water so precious?
- Q What can we do to help save water?

Week 4

Act of Worship "Our World" Early Years

Gathering Together

Focal Point: Globe/map of the World
Some pictures of the world
CAFOD Pictures of Azmera
Candle
Bible (if possible - open at *Genesis 1*)
Any work done by the children on "Our World".

As we gather together, close your eyes and hold hands to make a circle. As we create a circle around *our world* think of how wonderful and special it is.

Think quietly about some of the ways we praise God for our wonderful World
As we are thinking about this we can listen to some music (Louis Armstrong 'What a Wonderful World!')

The Word

Now we are going to listen to some words from the Bible which tell us a little about God's creation.

A reading from the book of *Genesis* (1: 24-26)

Glory to you, Lord.

God said, "Let the earth produce living animals according to their kind: cattle, creatures that move along the ground, wild animals according to their kind". So it was. God created the wild animals according to their kind, and everything that creeps along the ground according to its kind. God saw that it was good.

The word of the Lord.

Thanks be to God

Response to the Word

We thank God for our Wonderful World! Think of all the things you would like to thank God for. Also, we remember those who are not as fortunate as us, we close our eyes for a moment and think.

We pray for our world. We remember we are very lucky to have all the things we do. We also remember those who are not as lucky.

We thank God for our wonderful world Lord hear us...
Lord, graciously hear us.

We pray for those who need water. Lord hear us...
Lord, graciously hear us.

We give thanks for the work of Cafod. Lord hear us...
Lord, graciously hear us.

We pray that each one of us looks after our world. Lord hear us...
Lord, graciously hear us.

We give thanks for all the animals. Lord hear us...
Lord, graciously hear us.

**Going
Forth**

Lord God, help each one of us care for our world.
We give thanks and praise you for our Wonderful World. Amen

Final Song:

Praise him, praise him

